

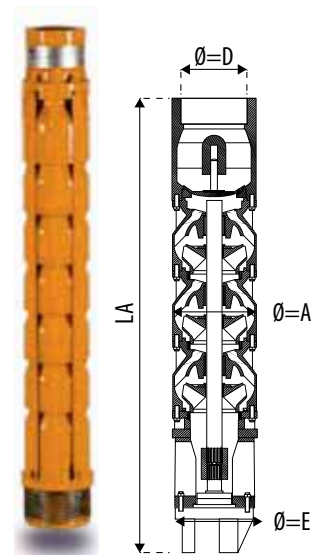
PERFORMANS TABLOSU / PERFORMANCE CHART

Pompa Tipi PumpType	Güç Power	Güç Power	Q m <sup>3</sup> /h Q lt/sec	0,0	8,0	10,0	12,0	15,0	18,0	21,0	24,0
	HP	kW		0	2,2	2,78	3,33	4,17	5	5,83	6,67
515 / 05	3	2,2	MMS (m)	36	30	28	26	23	20	16	11
515 / 06	4	3		49	43	40	38	34	31	28	23
515 / 07	4	3		57	50	47	45	40	36	32	27
515 / 09	5,5	4		74	64	61	57	52	47	42	35
515 / 11	7,5	5,5		90	78	74	70	63	57	51	43
515 / 14	10	7,5		115	99	94	89	80	73	65	55
515 / 16	12,5	9		142	128	122	115	105	96	87	77
515 / 18	15	11		152	137	130	123	112	103	93	81

ÖLÇÜ TABLOSU / DIMENSIONS CHART

Pompa Tipi PumpType	Güç Power	Güç Power	Motor Tipi Motor Type	Ø=D	Q=A	Q=E	Pompa Uzunluğu Pump Length LA (mm)	Pompa Ağırlığı Pump Weight Kg
	HP	kW			mm	mm		
515 / 05	3	2,2	4"	2 1/2"	125	127	750	24
515 / 06	4	3	4" 5"				833	27
515 / 07	4	3					916	30
515 / 09	5,5	4					1082	36
515 / 11	7,5	5,5					1248	42
515 / 14	10	7,5					1497	51
515 / 16	12,5	9					1663	57
515 / 18	15	11	5"				1829	63

ÜRÜN ÖZELLİKLERİ			PRODUCT SPECIFICATIONS		
Ara Çanak	Pik Döküm	GG20	Intermediate Bowl	Stainless Steel	GG20
Fan	Pik Döküm	GG20	Impeller	Stainless Steel	GG20
Pompa Mili	Paslanmaz Çelik	AISI 420	Pump Shaft	Stainless Steel	AISI 420
Kaplin	Paslanmaz Çelik	AISI 420	Coupling	Stainless Steel	AISI 420
Filtre & Kablo Kanalı	Paslanmaz Çelik	AISI 420	Filter & Cable Guard	Stainless Steel	AISI 420
Klepe	Paslanmaz Çelik	AISI 420	Valve Cap	Stainless Steel	AISI 420



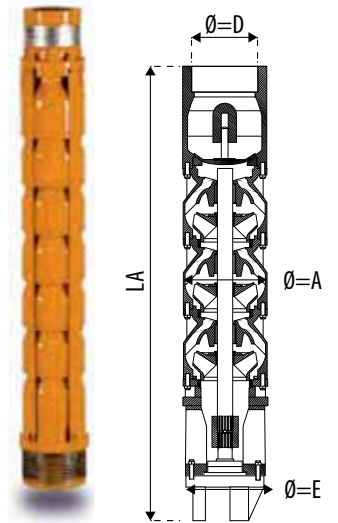
PERFORMANS TABLOSU / PERFORMANCE CHART

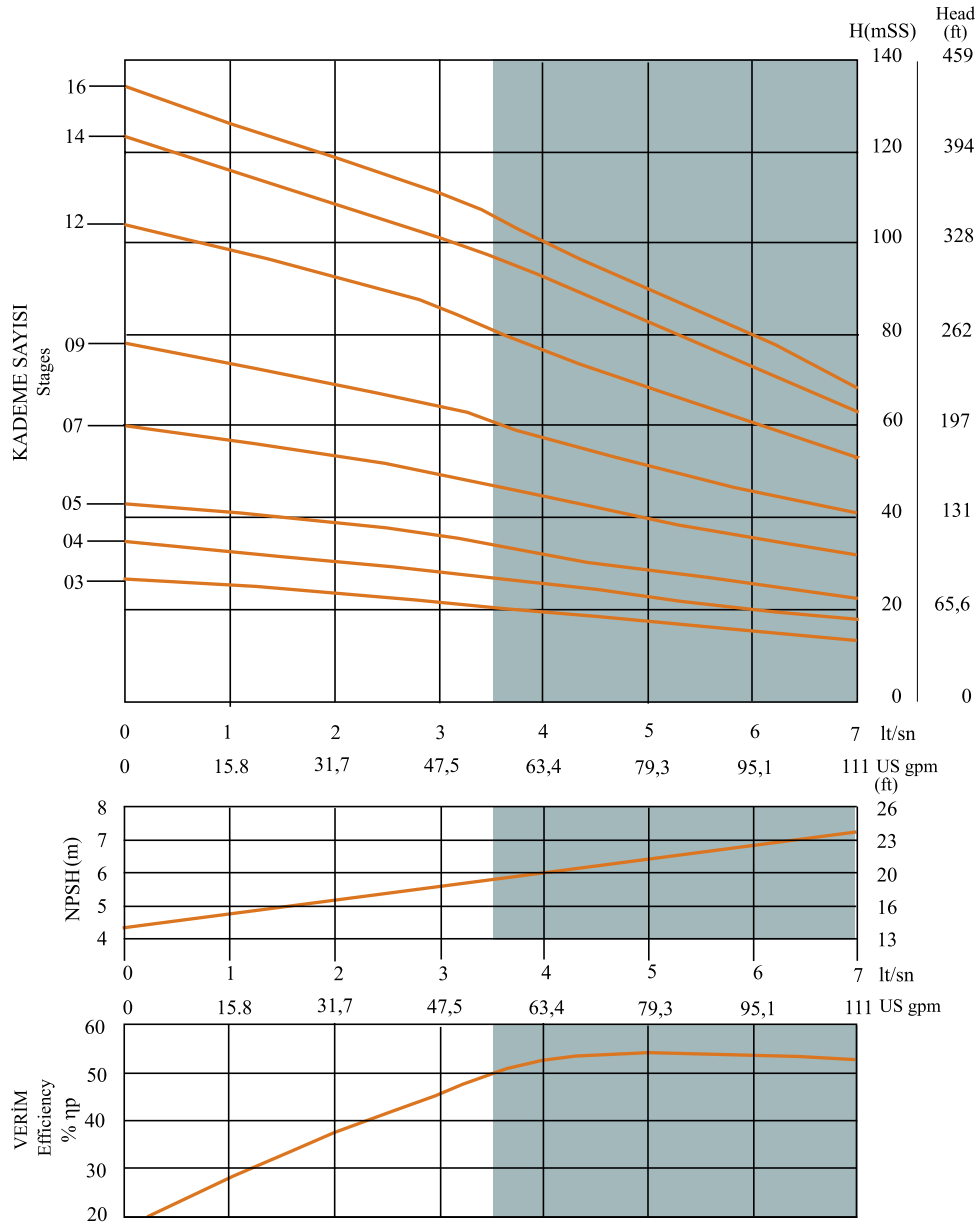
Pompa Tipi PumpType	Güç Power	Güç Power	Q m <sup>3</sup> /h	0,0	10,0	12,0	15,0	18,0	21,0	24,0
	HP	kW	Q lt/sec	0	2,78	3,33	4,17	5	5,83	6,67
518 / 03	2	1,5	MMS (m)	26	22	21	19	17	16	14
518 / 04	3	2,2		35	29	28	25	23	21	19
518 / 05	4	3		43	37	35	31	29	26	24
518 / 07	5,5	4		61	51	48	44	40	37	33
518 / 09	7,5	5,5		78	66	62	56	52	47	43
518 / 12	10	7,5		104	88	83	75	69	63	57
518 / 14	12,5	9		124	103	99	91	83	75	67
518 / 16	15	11		134	113	109	98	90	82	72

ÖLÇÜ TABLOSU / DIMENSIONS CHART

Pompa Tipi PumpType	Güç Power	Güç Power	Motor Tipi Motor Type	Ø=D	Q=A	Q=E	Pompa Uzunluğu Pump Length	Pompa Ağırlığı Pump Weight
	HP	kW			mm	mm	LA (mm)	Kg
518 / 03	2	1,5	4"	2 1/2"	125	127	584	18
518 / 04	3	2,2					667	21
518 / 05	4	3					750	24
518 / 07	5,5	4	4" 5"				916	30
518 / 09	7,5	5,5					1082	36
518 / 12	10	7,5					1331	45
518 / 14	12,5	9	5"				1497	51
518 / 16	15	11					1663	57

ÜRÜN ÖZELLİKLERİ			PRODUCT SPECIFICATIONS		
Ara Çanak	Pik Döküm	GG20	Intermediate Bowl	Stainless Steel	GG20
Fan	Pik Döküm	GG20	Impeller	Stainless Steel	GG20
Pompa Mili	Paslanmaz Çelik	AISI 420	Pump Shaft	Stainless Steel	AISI 420
Kaplin	Paslanmaz Çelik	AISI 420	Coupling	Stainless Steel	AISI 420
Filtre & Kablo Kanalı	Paslanmaz Çelik	AISI 420	Filter & Cable Guard	Stainless Steel	AISI 420
Klepe	Paslanmaz Çelik	AISI 420	Valve Cap	Stainless Steel	AISI 420





PERFORMANS TABLOSU / PERFORMANCE CHART

Pompa Tipi PumpType	Güç Power	Güç Power	Q m <sup>3</sup> /h	0,0	12,0	15,0	18,0	21,0	24,0	30,0
	HP	kW	Q lt/sec	0	3,33	4,17	5	5,83	6,67	8,33
521 / 04	4	3	MMS (m)	35	29	26	24	22	20	18
521 / 05	5,5	4		44	36	32	30	28	25	22
521 / 07	7,5	5,5		61	50	45	42	39	35	31
521 / 09	10	7,5		78	64	58	54	50	45	40
521 / 12	12,5	9		105	90	83	77	71	67	54
521 / 14	15	11		125	105	96	88	82	77	63

ÖLÇÜ TABLOSU / DIMENSIONS CHART

Pompa Tipi PumpType	Güç Power	Güç Power	Motor Tipi Motor Type	Ø=D	Q=A	Q=E	Pompa Uzunluğu Pump Length	Pompa Ağırlığı Pump Weight
	HP	kW			mm	mm	LA (mm)	Kg
521 / 04	4	3	4" 5"	2 1/2"	125	127	667	21
521 / 05	5,5	4					750	24
521 / 07	7,5	5,5					916	30
521 / 09	10	7,5					1082	36
521 / 12	12,5	9	5"				1331	45
521 / 14	15	11					1497	51

ÜRÜN ÖZELLİKLERİ			PRODUCT SPECIFICATIONS		
Ara Çanak	Pik Döküm	GG20	Intermediate Bowl	Stainless Steel	GG20
Fan	Pik Döküm	GG20	Impeller	Stainless Steel	GG20
Pompa Mili	Paslanmaz Çelik	AISI 420	Pump Shaft	Stainless Steel	AISI 420
Kaplin	Paslanmaz Çelik	AISI 420	Coupling	Stainless Steel	AISI 420
Filtre & Kablo Kanalı	Paslanmaz Çelik	AISI 420	Filter & Cable Guard	Stainless Steel	AISI 420
Klepe	Paslanmaz Çelik	AISI 420	Valve Cap	Stainless Steel	AISI 420

